


Indoor intercom station TC40/Classic/A



Ring tones

Differentiation of calls when ringing from the Entrance, the Landing door and an Internal call. The green LED lights up for 60 sec. when there is a call from the entrance of the house or an internal call.

Instructions for use

Answer a call

- Press the Talk button (1) briefly; you can now talk without the need for any further action.
If the Talk button (1) is pressed for more than 1 sec. the unit switches to Press-to-talk mode = Press the button: To talk to the external intercom station
Release the button: To listen from the external intercom station

End a call

- Press the Talk button (1) briefly or it switches off automatically after 60 sec. or 4 sec. after the Unlock button has been pressed.

To unlock the door

- Briefly press the Unlock button (2)

Call volume

- Adjust the call volume to the required level by using the Control button UP (4) or DOWN (3) during the call

Selecting ring tone volume

- When in idle mode use the Control DOWN (4) or UP (3) button to set the volume of the ring tone; a beep will sound to confirm the setting

Turn off the external station

- Press the Control button DOWN (4) until the red LED lights up

Activate the external station

- Press the Control button DOWN (3); the red LED goes out

Function button □ (5)




- Control function 9 (default setting)
 Internal call

Function button ○ (6)

- Control function 8 (default setting)
 Internal call
 Call forwarding
 Doormatic

User manual

Programming the ring tones

- Switch on programming mode
- Press the Function button  (6) for approx. 8 sec. until you hear a short beep
 - The red and green LEDs will flash on the monitor
 - Press Talk button (1) briefly
 - The red and green LEDs will flash on the monitor
 - Programming mode switched on
- Ring tone for Entrance 1 (AS 0)
- Press the Unlock door repeatedly until you hear the ring tone you require
- Ring tone for Entrance 2 and others (AS1-63)
- Press the Talk button repeatedly until you hear the ring tone you require
- Ring tone for a Landing call
- Press the Function button  repeatedly until you hear the ring tone you require
- Ring tone for an Internal call
- Press the Function button  repeatedly until you hear the ring tone you require
- Switch off programming mode
- If there has been no activity for 8 sec, the programming mode switches off automatically
 - A beep sounds; the red and green LEDs go out
 - Programming mode switched off

Subject to technical changes